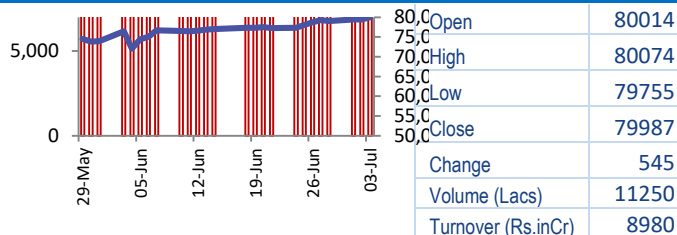
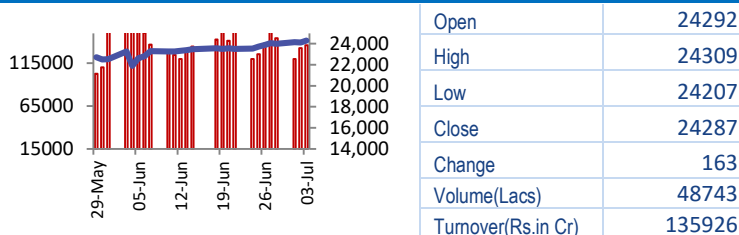


**BSE**



**NSE**



World Markets	Current	Previous	Pt. Chg	Var(%)
Dow	39308	39332	(24)	-0.1%
Dow Futures	39634	39636	(2)	0.0%
Nasdaq	18188	18029	159	0.9%
FTSE	8171	8121	50	0.6%
Nikkei	40667	40581	86	0.2%
Hang Seng	18038	17979	59	0.3%
Gift Nifty	24458	24444	14	0.1%
Straits Singapore	3436	3416	20	0.6%
South Korea	2812	2794	18	0.6%
Taiwan	23528	23172	356	1.5%
Shanghai	2976	2982	(6)	-0.2%

Commodity Prices	Current	Previous	Pt. Chg	Var(%)
Copper (\$/MT)	9868	9673	195.0	2.0%
Alumin (\$/MT)	2548	2523	25.0	1.0%
Zinc (\$/MT)	2991	2923	68.0	2.3%
Brent Crude (\$/bbl)	87.0	87.0	0.0	0.0%
Gold (\$/Ounce)	2360	2356	4.0	0.2%
Silver (\$/Ounce)	30.0	31.0	(1.0)	-3.2%
Light Crude (\$/bbl)	83.0	84.0	(1.0)	-1.2%
N G (\$/mmbtu)	2.0	2.0	0.0	0.0%
Sugar (\$/MT)	573.0	576.0	(3.0)	-0.5%
Rubber (Rs./kg)	206.0	205.3	0.8	0.4%
Baltic Dry Index	2064	2179	(115.0)	-5.3%

Currency Exchange Rate	Current	Previous	Var(%)
Rs./\$ rate	83.53	83.50	0.04%
Rs./ Euro	89.83	89.44	0.44%
Rs./Chinese Yuan	11.49	11.49	0.00%
Yen /\$ rate	161.45	161.69	-0.15%
\$ US/Euro	1.08	1.08	0.00%

Dollar Index	Current	Previous	Var(%)
Dollar Index	105.26	105.28	-0.02%

Support/ Resistance Levels for Today		
	Nifty	Bank Nifty Fut
Support 1	24200	52700
Support 2	24140	52340
Resistance	24370	53370

Securities in Ban For Trade	
INDIACEM	HINDCOPPER

**Market Review**

**US:** US stocks rose on Wednesday in a truncated session ahead of holiday with the Nasdaq composite scaling a fresh high. The Nasdaq Composite settled 0.88% higher. The S&P 500 ended 0.51% higher, while Dow Jones Industrial Average closed 0.06% lower.

**Asia:** Asia-Pacific markets rose on Thursday mirroring similar overnight moves on the Wall Street as US economic data and Federal Reserve's June policy meeting minutes supported traders' rate cuts hopes.

**India:** Indian benchmarks settled at fresh closing highs on Wednesday, tracking sharp gains in heavyweight HDFC Bank Ltd. and ICICI Bank Ltd. The NSE Nifty 50 settled 162.65 points, or 0.67%, higher at 24,286.50, and the S&P BSE Sensex ended 545.34 points, or 0.69%, up at 79,986.80. **Market is expected to open on a gap up note and likely to witness positive move during the day.**

**Global economy:** Australia's trade balance shrank more than expected in May, as commodity exports from the country remained weak, while some resilience in local demand saw imports grow steadily. Trade balance fell to a surplus of A\$5.77 bn. The reading was weaker than expectations for a surplus of A\$6.2 bn, and fell from the A\$6.03 bn surplus logged in April, which was revised lower on Thursday.

A measure of U.S. services sector activity slumped to a four-year low in June amid a sharp drop in orders, potentially hinting at a loss of momentum in the economy at the end of the second quarter. The Institute for Supply Management said its nonmanufacturing purchasing managers (PMI) index dropped to 48.8 last month, the lowest level since May 2020, from 53.8 in May. It was the second time this year that the PMI had dropped below 50, which indicates contraction in the services sector.

**Commodities:** Gold prices drifted higher on Thursday after softer-than-expected U.S. economic data fuelled hopes that the Federal Reserve could cut interest rates as soon as September. Oil prices fell from two-month highs in Asian trade on Thursday, as traders collected some profits from a strong run-up this week, while soft U.S. economic data raised some concerns over long-term demand.

**Currency:** The Japanese yen steadied near its weakest levels in 38 years on Thursday, with the currency's latest decline and low liquidity during a U.S. market holiday sparking fresh speculation over government intervention.

FII Derivative Transactions (Rs. Cr)

Contracts	Purchase		Sell		Net	Open Interest (OI)		OI (Previous day)		Change	
	Contract	Value	Contract	Value		Contract	Value	Contract	Value	Contract	Value
Index Future	98135	7045	66293	4558	2487	563409	36654	540407	34528	23002	2126
Index Option	40004575	2994136	39958027	2997989	(3853)	4697871	305457	5493345	373788	(795474)	(68331)
Stock Future	430492	34675	377159	30077	4598	4034934	311438	3923359	300090	111575	11348
Stock Option	455096	37498	463218	38262	(764)	392467	31003	347575	27002	44892	4001
<b>Total</b>	<b>40988298</b>	<b>3073354</b>	<b>40864697</b>	<b>3070886</b>	<b>2468</b>	<b>9688681</b>	<b>684552</b>	<b>10304686</b>	<b>735408</b>	<b>(616005)</b>	<b>(50856)</b>

FII All Activity-BBG (Rs Cr)	Buy	Sell	Net
26-Jun-24	20022	18509	1513
27-Jun-24	33718	25960	7758
28-Jun-24	22819	21266	1553
1-Jul-24	13688	14182	(494)
2-Jul-24	14544	17051	(2507)
<b>Month to date- July</b>	<b>28232</b>	<b>31233</b>	<b>(3001)</b>
FII (Prov.) (Rs Cr)	Buy	Sell	Net
27-Jun-24	30849	23191	7659
28-Jun-24	20606	20629	(23)
1-Jul-24	13206	13632	(426)
2-Jul-24	14551	16551	(2000)
3-Jul-24	18024	12540	5484
<b>Month to date-July</b>	<b>45782</b>	<b>42724</b>	<b>3057</b>
DII (Prov.) (Rs. Cr)	Buy	Sell	Net
27-Jun-24	26887	30493	(3606)
28-Jun-24	20973	14315	6658
1-Jul-24	16210	12293	3917
2-Jul-24	14203	13555	648
3-Jul-24	14121	15046	(924)
<b>Month to date-July</b>	<b>44535</b>	<b>40893</b>	<b>3641</b>
FII Debt - BBG (Rs. Cr)	Buy	Sell	Net
26-Jun-24	2105	1340	765
27-Jun-24	2579	1633	946
28-Jun-24	5267	3060	2207
1-Jul-24	2133	970	1163
2-Jul-24	2661	2358	302
<b>Month to date- July</b>	<b>4794</b>	<b>3328</b>	<b>1465</b>

Market Breadth	BSE		NSE	
	No.	%	No.	%
Advance	2295	57%	1674	61%
Decline	1640	41%	993	36%
Unchanged	86	2%	61	2%

Market Turnover	03-Jul	02-Jul	Var (%)
BSE Cash	8980	8680	3%
NSE Cash	135926	132574	3%
NSE Futures	164331	161374	2%
NSE Options	53936659	45122874	20%
Total (Rs.Cr)	54245896	45425502	19%

Volatility Index	03-Jul	02-Jul
Volatility Index	13.21	13.64

Index PE - TTM	03-Jul	Yr. High	Yr. Low
Sensex	24.3	26.0	21.8
Nifty	23.1	28.8	20.3

Corporate News

**Persistent Systems buys US software firm Starfish Associates for Rs 173 crore**

Persistent Systems has acquired 100% stake in US-based software firm Starfish Associates for \$20.7 mn (around Rs 173 cr). Starfish had LTM (last twelve months) revenue of \$8.2 mn as of March 31, 2024. In the previous two calendar years 2022 and 2023, it reported a revenue of \$7 mn each. (BS)

**Marico collaborates with Kaya, to handle sales & marketing of Kaya's personal care products**

Marico has collaborated with Kaya Ltd, a dermatological solutions provider, which will give Marico exclusive rights to handle sales and marketing of Kaya's range of 75+ personal care products outside of Kaya's clinics. This collaboration, it added, will leverage the established expertise and capabilities of both companies and unlock the untapped growth potential of the brand by enhancing its presence and accessibility across markets and channels. (TH)

**Samvardhana Motherson raises \$350 million via bonds**

Samvardhana Motherson International has raised \$350 million by selling five-year bonds to overseas investors. The issue was priced late Wednesday. The bonds were sold by a subsidiary, SMRC Automotive Holdings Netherlands, and are priced at 140 basis points above the five-year US treasury, currently trading at about 4.30%. After taking into account the costs, the bond was priced at a yield of 5.72%. (ET)

Economy

**India's rating upgrade possible in next 24 months if fiscal deficit falls to 4%: S&P**

India could receive a sovereign rating upgrade in the next 24 months if the central govt manages its finances prudently and reduces the fiscal deficit to 4% of GDP. The trigger for the upgrade would be a general govt deficit falling below 7% of the GDP, with a significant portion driven by the central govt. The central govt estimates a fiscal deficit of 5.1% of GDP in the current fiscal, down from 5.63% in 2023-24. (ET)

International

**Saks owner to buy Neiman Marcus**

The parent of Saks Fifth Avenue agreed to buy Neiman Marcus. Amazon and Salesforce will take minority stakes in the combined company, to be called Saks Global, and offer their technological expertise (ET)

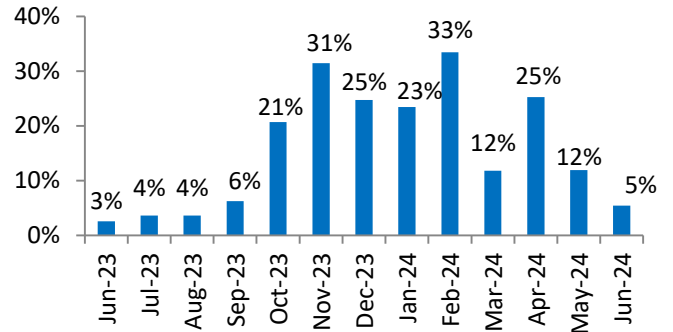
Top 5 Nifty Gainers	03-Jul	02-Jul	Var(%)
TATACONSUM	1146	1105	3.7%
ADANIPTS	1511	1475	2.4%
KOTAKBANK	1811	1770	2.3%
HDFCBANK	1769	1731	2.2%
AXISBANK	1280	1253	2.1%
Top 5 Nifty Losers	03-Jul	02-Jul	Var(%)
TCS	3965	4017	-1.3%
TITAN	3360	3400	-1.2%
RELIANCE	3105	3130	-0.8%
TATAMOTORS	976	981	-0.6%
HINDALCO	692	695	-0.4%

BSE Index Watch	Last	1 day	1 wk	1 mth	1 yr
SENSEX	79987	0.7%	1.7%	11.0%	22.2%
MIDCAP	46803	0.9%	2.0%	14.7%	62.5%
SMLCAP	53442	0.9%	2.5%	18.9%	62.9%
AUTO	57251	0.3%	0.6%	8.8%	65.6%
BANKEX	60344	1.7%	0.3%	12.6%	18.2%
Capital Goods	73758	1.0%	1.5%	13.8%	82.0%
FMCG	20758	0.8%	1.4%	5.1%	9.6%
Health Care	37429	0.7%	2.0%	8.8%	45.6%
IT	38107	0.2%	4.9%	15.7%	27.0%
METAL	33551	1.0%	2.7%	10.1%	61.4%
Oil & Gas	29634	0.0%	2.9%	10.8%	60.2%
Power	7976	1.0%	1.9%	12.3%	98.8%
Realty	8699	0.3%	1.3%	13.9%	107.8%

NSE USD Futures	03-Jul	02-Jul	Var (%)
July Expiry (Rs./\$)	83.56	83.50	0.1%
August Expiry (Rs./\$)	83.89	83.52	0.4%
Total Turnover (Rs. Crore)	1672	1243	35%

Sectors	TTM PE
Auto	34.31
Auto Ancillary	52.91
Banking	15.87
Engineering	44.79
Cement	77.12
Diamonds & Jewellery	62.88
Housing Finance	25.09
Infrastructure & Const	32.01
Metals-Aluminium	41
Metal - Steel	19.39
Oil Expl.	16.6
Pharma	10.2
Power – Gen. Supp.	40.78
Information Tech.	25.24
Sugar	19.89
Telecom Serv. Prov.	87.09
Tyres	28.77

**TVS Motors Monthly Volume Growth (YoY)**  
(Source: Company data)



10 year G-Sec Yield	Current	Previous	Change
US	4.36%	4.36%	0 bps
Japan	1.10%	1.10%	0 bps
India	7.00%	7.01%	(1) bps
UK	4.17%	4.25%	(8) bps
Libor 3 Mths	5.58%	5.58%	0 bps

Indian Eco Data	Current	Previous	Var(%)
Forex Reserve (US\$ in bn)	654	652	0.3%
Inflation - WPI	2.61%	1.26%	135 bps
Inflation - CPI	4.75%	4.83%	(8) bps

India GDP	Q4FY24	Q3FY24	Var(%)
Growth	7.76%	8.57%	(81) bps

Monetary Policy	Current	Previous	Change
Repo Rate	6.50%	6.50%	0 bps
Reverse Repo Rate	3.35%	3.35%	0 bps
CRR	4.50%	4.50%	0 bps
O/S Banking System Liquidity (Rs bn)	1269	862	406.6

IIP Growth %	Jan-24	Jan-23	Apr-Feb
IIP	5.0	4.6	6.3
Mining	5.9	9.0	8.5
Manufacturing	3.2	4.5	5.7
Electricity	5.6	12.7	7.0

ADR Price Movement

Company	Price (US\$)	Volume	Previous Day Price	Volume	Variance (%)	No. of Share Per ADR	ADR Price (Rs.)	BSE Price	Variance (%)
Infosys Tech	19.37	7252432	19.23	10531768	0.73%	1	1617.98	1627.40	-0.6%
Wipro	6.38	1041571	6.42	2065752	-0.62%	1	532.92	539.00	-1.1%
Dr.Reddy's	76.05	161726	76.12	212587	-0.09%	1	6352.46	6425.90	-1.1%
ICICI Bank	28.85	2031130	28.68	5920954	0.59%	2	1204.92	1201.60	0.3%
HDFC Bank	66.64	2314936	66.97	4859062	-0.49%	3	1855.48	1768.65	4.9%

GDR's (US\$)

	Prices	Prev. Close	Change	Var %
L&T	43.70	43.90	(0.2)	-0.5%
RIL	74.40	74.50	(0.1)	-0.1%
SBI	100.60	99.10	1.5	1.5%

US Economy Data

	Current	Previous
Inflation (YoY)	3.30%	3.40%
Unemployment (%)	4.00%	3.90%

Interest Rate (%)

	Current	Previous
Fed Rate	5.50%	5.50%

US GDP

	Q1CY24	Q4CY23	Q4CY22
Growth (QoQ Annualized)	1.40%	3.40%	2.60%

China Economy Data

	Current	Previous
GDP	5.30%	5.20%
Inflation – CPI (%)	0.30%	0.30%

Economic Calendar

	Date
Indian GDP Data	30 Aug
Indian Inflation Data CPI	12 Jul
Indian Inflation Data WPI	15-Jul
Indian Monetary Policy	08 Aug
India's Industrial Production (IIP)	12 Jul
US Inflation Data	11 Jul
US GDP	25 Jul
US Unemployment Data	05 Jul
US Fed Rate	31 Jul
China GDP	15 Jul
China Inflation Data	10 Jul

Event Update

Name	Date	Purpose
eClrx Services Ltd.	04-07-2024	Buy Back of Shares
SKF India Ltd.	04-07-2024	Rs.130.00 per share(1300%)Final Dividend
Tata Power Company Ltd.	04-07-2024	Rs.2.00 per share(200%)Final Dividend
3M India Ltd.	05-07-2024	Rs.525.00 per share(5250%)Special Dividend
Allsec Technologies Ltd.	05-07-2024	Rs.15.00 per share(150%)Final Dividend
Apollo Tyres Ltd.	05-07-2024	Rs.6.00 per share(600%)Final Dividend
Artemis Medicare Services Ltd.	05-07-2024	Rs.0.45 per share(45%)Final Dividend
Astrazeneca Pharma India Ltd.	05-07-2024	Rs.24.00 per share(1200%)Final Dividend
Bharat Forge Ltd.	05-07-2024	Rs.6.50 per share(325%)Final Dividend
Biocon Ltd.	05-07-2024	Rs.0.50 per share(10%)Final Dividend
Inventure Growth & Securities Ltd.	05-07-2024	Right Issue of Equity Shares
Milkfood Ltd.	05-07-2024	Rs.2.50 per share(25%)Interim Dividend
Navin Fluorine International Ltd.	05-07-2024	Rs.7.00 per share(350%)Final Dividend
Nucleus Software Exports Ltd.	05-07-2024	Rs.12.50 per share(125%)Final Dividend
Piramal Enterprises Ltd.	05-07-2024	Rs.10.00 per share(500%)Final Dividend
Redington Ltd.	05-07-2024	Rs.6.20 per share(310%)Dividend
Remsons Industries Ltd.	05-07-2024	Stock Split from Rs.10/- to Rs.2/-
Siddhika Coatings Ltd.	05-07-2024	Dividend
Thermax Ltd.	05-07-2024	Rs.12.00 per share(600%)Dividend

**Bulk Deal As On 03/07/24**

**BSE**

Security Code	Security Name	Client Name	Deal	Quantity	Price
512149	AVANCE	TOPGAIN FINANCE PRIVATE LIMITED	S	2064328	0.98
512149	AVANCE	TOPGAIN FINANCE PRIVATE LIMITED	B	13540158	1
531752	BIOGEN	SAHASTRAA ADVISORS PRIVATE LIMITED	S	3291682	1.25
531752	BIOGEN	SAHASTRAA ADVISORS PRIVATE LIMITED	B	3778839	1.23
531158	CATVISION	GLOBAL IMPEX LIMITED120	S	30000	34.77
531158	CATVISION	RISHI KESH CHOPRA	S	29081	34.21
531158	CATVISION	RISHI KESH CHOPRA	B	1	33.99
512018	CNIRESLTD	MULTIPLIER SHARE & STOCK ADVISORS PRIVATE LIMITED	B	825000	7.7
542155	DGL	HI GROWTH CORPORATE SERVICES PVT LTD	S	98000	4.38
542155	DGL	HI GROWTH CORPORATE SERVICES PVT LTD	B	72000	4.29
543516	DHYAANITR	KARMRAJSINH RAJENDRASINH PARMAR	S	28000	23
543516	DHYAANITR	OSWAL INFRASTRUCTURE LIMITED	B	201600	23
543516	DHYAANITR	SHIV SHAKTI TRADING COMPANY	S	95200	23
543516	DHYAANITR	SHREE SADGURU INVESTMENTS	B	30800	23.83
531153	DILIGENT	SKA ASSET SOLUTIONS LLP	B	608229	6.9
531911	GALAGEX	ANILKUMAR	S	49043	42.48
512443	GANONPRO	KEJAL HARESH ANAWADIA	S	50000	7.29
512493	GARNETINT	R B K SHARE BROKING LIMITED	S	99175	79.62
512493	GARNETINT	R B K SHARE BROKING LIMITED	B	101275	78.84
530263	GLOBALCA	NIKHIL RAJESH SINGH	S	2745401	1.03
543239	GMPL	CREDENT GLOBAL FINANCE LIMITED	B	147000	188.16
543239	GMPL	CREDENT INVESTMENT PRIVATE LIMITED	S	147000	188.14
530663	GOYALASS	AJAY PRATAP SINGH	S	136288	2.22
530663	GOYALASS	AJAY PRATAP SINGH	B	281248	2.22
530663	GOYALASS	LIESHA CORPORATION PRIVATE LIMITED .	S	667999	2.24
530663	GOYALASS	LIESHA CORPORATION PRIVATE LIMITED .	B	667995	2.25
530663	GOYALASS	SANDEEP PRAKASHCHANDRA JAIN (HUF)	S	150000	2.22
530663	GOYALASS	SANDEEP PRAKASHCHANDRA JAIN (HUF)	B	250001	2.25
530663	GOYALASS	YOGESH NAGRAJ JAIN	S	484507	2.05
530663	GOYALASS	YUGA STOCKS AND COMMODITIES PRIVATE LIMITED .	B	500000	2.23
513337	GUJTLRM	SHUBHAM ASHOKBHAI PATEL	S	393366	14.5
513337	GUJTLRM	SW CAPITAL PRIVATE LIMITED	S	300000	14.5
543546	HEALTHYLIFE	JAYANT DHAMANMAL GANDHI	S	160000	40.5
540377	IFL	NIKHIL RAJESH SINGH	S	2230000	1.49
540134	IISL	ARPNA DINESH LODHA	S	40170	8.67
540134	IISL	VIVEK KASTURCHAND KOCHAR	B	47334	8.67
536709	INDRENEW	JAYASEELAN SINGARAVELU	B	201414	15.18
543951	INNOVATUS	KIFS ENTERPRISE	B	99000	61.8
538422	JACKSON	AKASH DUTTA	S	2338924	0.95
538422	JACKSON	CHANDAN CHAURASIYA	S	2110900	0.95
538422	JACKSON	CHANDAN CHAURASIYA	B	6360900	0.95
538422	JACKSON	DULCET ADVISORY PRIVATE LIMITED	S	7444670	0.99
538422	JACKSON	MAHADEV MANUBHAI MAKVANA	S	1500000	0.95
538422	JACKSON	MAHADEV MANUBHAI MAKVANA	B	1500000	1
538422	JACKSON	MONOHAR TATWA	S	2762951	0.95
538422	JACKSON	MULTIPLIER SHARE & STOCK ADVISORS PRIVATE LIMITED	S	1149698	1.01
538422	JACKSON	MULTIPLIER SHARE & STOCK ADVISORS PRIVATE LIMITED	B	8500000	0.96
538422	JACKSON	NIKHIL RAJESH SINGH	S	1501343	0.96
538422	JACKSON	NIKHIL RAJESH SINGH	B	1867250	1.03

538422	JACKSON	SANDARV TRADING PRIVATE LIMITED	S	4025275	0.97
538422	JACKSON	SHUBHAM ASHOKBHAI PATEL	S	3063556	0.96
538422	JACKSON	SHUBHAM ASHOKBHAI PATEL	B	3063556	0.96
538422	JACKSON	TOPGAIN FINANCE PRIVATE LIMITED	S	4079944	0.95
538422	JACKSON	TOPGAIN FINANCE PRIVATE LIMITED	B	5000002	0.96
543286	JETMALL	GAURAVSDARDA	B	48000	10.6
535730	KHOBSURAT	BHAVIK DEVRAJ JAIN	B	3492004	1.25
535730	KHOBSURAT	CHANDAN CHAURASIYA	S	10634972	1.25
535730	KHOBSURAT	CHANDAN CHAURASIYA	B	8368	1.26
535730	KHOBSURAT	DEALMONEY COMMODITIES PRIVATE LIMITED	B	3915000	1.26
535730	KHOBSURAT	RATHOD MANOJ CHHAGANLAL HUF	S	3900000	1.26
504392	KRISHNA	GREEN PORTFOLIO PRIVATE LIMITED - SUPER 30 DYNAMIC FUND	B	70645	92.47
514060	MARKOBENZ	GB HOSPITALITY (INDIA) PRIVATE LIMITED	B	150000	18.8
514060	MARKOBENZ	NIKHIL SINGH	S	104055	18.76
514060	MARKOBENZ	NIVEDITA NIRANJAN NAYAK	S	105550	18.89
530557	NCLRESE	MULTIPLIER SHARE & STOCK ADVISORS PRIVATE LIMITED	B	6000000	1.32
531083	NIHARINF	USHAKIRAN FINANCE LIMITED	S	77105	5.67
514330	ONEGLOBAL	EMINENCE GLOBAL FUND PCC- EUBILIA CAPITAL PARTNERS FUND I	B	145545	151.95
543814	PCL	KIFS ENTERPRISE	B	32000	160.95
511557	PROFINC	CHANDRA SHEKHAR	S	4281487	1.06
511557	PROFINC	POOJA MAHANDER MITTAL	B	1450000	1.1
536659	PVVINFRA	GRAI CONSTRUCTIONS LLP	S	121000	20.39
536659	PVVINFRA	KTR CONSTRUCTIONS LLP	B	115000	20.5
541601	RAJNISH	ABHINAV COMMOALES	S	3000000	4.72
541601	RAJNISH	ABHINAV COMMOALES	B	3897265	4.72
541601	RAJNISH	AKARSHIKA TRADERS LLP	S	5556669	4.9
541601	RAJNISH	INTEX COMMOALES LLP	S	5562136	4.74
541601	RAJNISH	JOYDEEP COMMOALES LLP	B	7850000	4.73
541601	RAJNISH	MINERVA VENTURES FUND	B	10000000	4.82
531228	RANDER	ASHOK BHAGIRATHMAL JIWRAJKA	S	63020	12.64
530617	SAMPRE	ANILKUMAR	S	43894	79.73
531893	SAWABUSI	MAHADEV MANUBHAI MAKVANA	B	27230000	0.79
531893	SAWABUSI	SETU SECURITIES PVT. LTD.	S	1204850	0.79
531893	SAWABUSI	SETU SECURITIES PVT. LTD.	B	5000000	0.79
531893	SAWABUSI	SHUBHAM ASHOKBHAI PATEL	S	34206152	0.79
531893	SAWABUSI	SHUBHAM ASHOKBHAI PATEL	B	228087	0.79
531893	SAWABUSI	TOPGAIN FINANCE PRIVATE LIMITED	S	6519675	0.79
531893	SAWABUSI	TOPGAIN FINANCE PRIVATE LIMITED	B	1	0.79
540147	SHASHIJIT	AMRISH KIRTILAL SHAH	S	305000	7.16
540147	SHASHIJIT	SWATI AMRISH SHAH	S	292421	7.19
539217	SRESTHA	FARTILE TRADING PRIVATE LIMITED	S	3914240	2.02
536710	SRGSFL	YASHWANTKOTHARI	B	30000	36.5
543622	STML	SWATIPUSHP TRADELINK PRIVATE LIMITED	S	75600	150.82
543622	STML	ZYANA DEVELOPERS LLP	B	75600	150.82
542025	SUNRETAIL	KAMLESH NAVINCHANDRA SHAH	S	864000	0.89
542025	SUNRETAIL	KAMLESH NAVINCHANDRA SHAH	B	576000	0.9
543745	SVS	SHASHIKANT VEDPRAKASH SHARMA	S	480000	10.89
543745	SVS	YELLOWSTONE VENTURES LLP	S	12000	10.95
543745	SVS	YELLOWSTONE VENTURES LLP	B	216000	10.9
521005	TITANIN	GLOBALWORTH SECURITIES LIMITED	S	94524	49.25
521005	TITANIN	GLOBALWORTH SECURITIES LIMITED	B	94524	49.25

521005	TITANIN	KOTVAK LOGISTICS LLP	S	171318	49.23
521005	TITANIN	SABRIYA FISHERIES LLP	S	115255	49.25
521005	TITANIN	SAURABHTRIPATHI	S	100000	49.23
519367	TRANSFD	ADITTIWARI	B	800	139.88
542765	TRANSPACT	VISHAL MAHESH WAGHELA	B	2000	268.25
543754	TRANSVOY	BHAVIK KISHORBHAI DESAI HUF	S	17600	133.46
543754	TRANSVOY	BHAVIK KISHORBHAI DESAI HUF	B	20800	133.62
543754	TRANSVOY	RAJEV GUPTA .	S	20800	133.7
539291	VASUDHAGAM	DEV GANPAT PAWAR	S	90000	30.48
531025	VISAGAR	JIGAR SURENDRA NANDU	S	5000000	1.09
531025	VISAGAR	TOPGAIN FINANCE PRIVATE LIMITED	S	71213	1.09
531025	VISAGAR	TOPGAIN FINANCE PRIVATE LIMITED	B	4071213	1.09
523650	YASHINNO	ASHOKKUMAR RAJESHBHAI SOLANKI	S	43812	22.43
543950	YATHARTH	PLUTUS WEALTH MANAGEMENT LLP	S	2500000	405.07

NSE

Security Code	Security Name	Client Name	Deal	Quantity	Price
AJOONI	Ajooni Biotech Limited	BHUMIKABEN SUNILBHAI PATEL	SELL	1707518	6.78
AKIKO	Akiko Global Services L	MULTIPLIER SHARE & STOCK ADVISORS PRIVATE LIMITED	SELL	67200	88.7
DAVANGERE	Davangere Sugar Company	ARITHMOS INVESTMENT PRIVATE LIMITED	SELL	6200500	9.26
DHARMAJ	Dharmaj Crop Guard Ltd	ELARA INDIA OPPORTUNITIES FUND LIMITED	SELL	200000	305.24
DTL	Diensten Tech Limited	JAIN SANJAY POPATLAL	BUY	84000	240
DTL	Diensten Tech Limited	JIGNESH AMRUTLAL THOBHANI	BUY	96000	246
DTL	Diensten Tech Limited	MANOJ AGARWAL	BUY	114000	252
DTL	Diensten Tech Limited	TOPGAIN FINANCE PRIVATE LIMITED	BUY	81600	244.59
DURLAX	Durlax Top Surface Ltd	MULTIPLIER SHARE & STOCK ADVISORS PRIVATE LIMITED	SELL	146000	83.32
ENFUSE	Enfuse Solutions Limited	BENANI CAPITAL SCHEME 1	SELL	57600	195.4
ENFUSE	Enfuse Solutions Limited	CINCO STOCK VISION LLP	SELL	48000	175.38
ENFUSE	Enfuse Solutions Limited	KHUSHBOO NAHAR	BUY	78000	187.24
GODHA	Godha Cabcon Insulat Ltd	MULTIPLIER SHARE & STOCK ADVISORS PRIVATE LIMITED	BUY	3500000	1.01
IDEAFORGE	Ideaforge Techno Ltd	THINK INDIA OPPORTUNITIES MASTER FUND LP	SELL	223214	796.6
K2INFRA	K2 Infracore Limited	BENANI CAPITAL SCHEME 1	SELL	86400	324.35
KSHITI-RE	Kshitij Poly line Limited	MANOJ KUMAR	BUY	205200	0.83
KSHITIJPOL	Kshitij Poly line Limited	NITIN MADANLAL DARDA	SELL	425000	7.61
KSHITIJPOL	Kshitij Poly line Limited	YMD FINANCIAL CONSULTANCY PRIVATE LIMITED	BUY	871770	7.57
MHLXMIRU	Mahalaxmi Rubtech Limited	COUNTER CYCLICAL INVESTMENTS PRIVATE LIMITED	BUY	67338	204.43
MEDIORG	Medicamen Organics Ltd	ASHWIN STOCKS AND INVESTMENT PRIVATE LIMITED	SELL	92000	138.55
MEDIORG	Medicamen Organics Ltd	CINCO STOCK VISION LLP	BUY	140000	138.55
NARMADA	Narmada Agrobases Limited	A S ENTERPRISE	SELL	93474	21.51
NARMADA	Narmada Agrobases Limited	GAIKWAD ANAND SNEHAL	BUY	200000	21.5
NARMADA	Narmada Agrobases Limited	GULSHAN KISHORECHAND BANSAL	SELL	133400	21.5
NARMADA	Narmada Agrobases Limited	KETAN KESHAVJI SHAH	BUY	99897	22.6
NARMADA	Narmada Agrobases Limited	LAXMI VYANKATESH ENTERPRISES	BUY	100000	21.5
NARMADA	Narmada Agrobases Limited	MOULIK KISHORECHAND BANSAL	SELL	98774	21.5
NARMADA	Narmada Agrobases Limited	SACHINKUMAR ARJANBHAI SOJITRA	SELL	146617	22.5
NARMADA	Narmada Agrobases Limited	SANTOSH KUMAR AGARWAL	BUY	75000	21.9
NARMADA	Narmada Agrobases Limited	VIDEEP KABRA BENEFICIARY TRUST	BUY	1000	22.49
NARMADA	Narmada Agrobases Limited	VIDEEP KABRA BENEFICIARY TRUST	SELL	100000	22.5
NXT-INFRA	Nxt-Infra Trust	AMBIT WEALTH PRIVATE LIMITED	SELL	2800000	101.49
PCCL	Petro Carbon and Chemi L	MANSI SHARE AND STOCK ADVISORS PVT LTD	SELL	129600	326.22
RATNAVEER	Ratnaveer Precision Eng L	GOYAL PIYUSH	BUY	400000	166.28
SAKUMA	Sakuma Exports Limited	FINDOC INVESTMART PRIVATE LIMITED	SELL	2130206	33.1
SAKUMA	Sakuma Exports Limited	JALIYAN COMMODITY	SELL	3952564	31.11
SAKUMA	Sakuma Exports Limited	MANOJKUMAR MADHAVLAL CHAUDHARI	SELL	3000000	31.15
SAKUMA	Sakuma Exports Limited	RANJANBEN TALAKSHI VORA	SELL	1800000	35.3
VISAMAN	Visaman Global Sales Ltd	MULTIPLIER SHARE & STOCK ADVISORS PRIVATE LIMITED	SELL	117000	42.81
VRAJ	Vraj Iron and Steel Ltd	VJIT GLOBAL SECURITIES PRIVATE LIMITED	BUY	450000	247.2



**Disclosure:**

Research Reports that are published by Nirmal Bang Securities Private Limited (hereinafter referred to as “NBSPL”) are for private circulation only. NBSPL is a registered Research Analyst under SEBI (Research Analyst) Regulations, 2014 having Registration no. INH000001766. NBSPL is also a registered Stock Broker with National Stock Exchange of India Limited, BSE Limited, Metropolitan Stock Exchange of India Limited, Multi Commodity Exchange of India Limited and , National Commodity and Derivative Exchange Limited in Capital Market , Equity and Commodities derivatives segments and Currency Derivatives Segment .

NBSPL has other business divisions with independent research teams separated by Chinese walls, and therefore may, at times, have different or contrary views on stocks and markets.

NBSPL or its associates have not been debarred / suspended by SEBI or any other regulatory authority for accessing / dealing in securities Market since last 20 years. NBSPL, its associates or analyst or his relatives do not hold any financial interest (Except Investment) in the subject company. NBSPL or its associates or Analyst do not have any conflict or material conflict of interest at the time of publication of the research report with the subject company. NBSPL or its associates or Analyst or his relatives may or may not hold beneficial ownership of 1% or more in the subject company at the end of the month immediately preceding the date of publication of this research report.

NBSPL or its associates / analyst has not received any compensation / managed or co-managed public offering of securities of the company covered by Analyst during the past twelve months. NBSPL or its associates have not received any compensation or other benefits from the company covered by Analyst or third party in connection with the research report. Analyst has not served as an officer, director or employee of Subject Company. NBSPL / analyst has not been engaged in market making activity of the subject company.

**Analyst Certification:** The research analysts and authors of these reports, hereby certify that the views expressed in this research report accurately reflects my/our personal views about the subject securities, issuers, products, sectors or industries. It is also certified that no part of the compensation of the analyst(s) was, is, or will be directly or indirectly related to the inclusion of specific recommendations or views in this research. The analyst(s) principally responsible for the preparation of this research report and has taken reasonable care to achieve and maintain independence and objectivity in making any recommendations.

**Disclaimer:**

The Research Report is for the personal information of the authorized recipient and does not construe to be any investment, legal or taxation advice. NBSPL is not soliciting any action based upon it. Nothing in the research report shall be construed as a solicitation to buy or sell any security or product, or to engage in or refrain from engaging in any such transaction. In preparing the research report, we did not take into account the investment objectives, financial situation and particular needs of the reader.

The research report has been prepared for the general use of the clients of NBSPL and must not be copied, either in whole or in part, or distributed or redistributed to any other person in any form. If you are not the intended recipient you must not use or disclose the information in the research report in any way. Though disseminated to all the customers simultaneously, not all customers may receive the research report at the same time. NBSPL will not treat recipients as customers by virtue of their receiving the research report. The research report is not directed or intended for distribution to or use by any person or entity resident in a state, country or any jurisdiction, where such distribution, publication, availability or use would be contrary to law, regulation or which would subject NBSPL & its group companies to registration or licensing requirements within such jurisdictions.

The report is based on the information obtained from sources believed to be reliable, but we do not make any representation or warranty that it is accurate, complete or up-to-date and it should not be relied upon as such. We accept no obligation to correct or update the information or opinions in it. NBSPL or any of its affiliates or employees shall not be in any way responsible for any loss or damage that may arise to any person from any inadvertent error in the information contained in the research report. NBSPL or any of its affiliates or employees do not provide, at any time, any express or implied warranty of any kind, regarding any matter pertaining to this report, including without limitation the implied warranties of merchantability, fitness for a particular purpose, and non-infringement. The recipients of the research report should rely on their own investigations.

This information is subject to change without any prior notice. NBSPL reserves its absolute discretion and right to make or refrain from making modifications and alterations to this statement from time to time. Nevertheless, NBSPL is committed to providing independent and transparent recommendations to its clients, and would be happy to provide information in response to specific client queries.

Before making an investment decision on the basis of research report, the reader needs to consider, with or without the assistance of an adviser, whether the advice is appropriate in light of their particular investment needs, objectives and financial circumstances. There are risks involved in securities trading. The price of securities can and does fluctuate, and an individual security may even become valueless. International investors are reminded of the additional risks inherent in international investments, such as currency fluctuations and international stock market or economic conditions, which may adversely affect the value of the investment. Opinions expressed are subject to change without any notice. Neither the company nor the director or the employees of NBSPL accept any liability whatsoever for any direct, indirect, consequential or other loss arising from any use of the research report and/or further communication in relation to the research report. Here it may be noted that neither NBSPL, nor its directors, employees, agents or representatives shall be liable for any damages whether direct or indirect, incidental, special or consequential including lost revenue or lost profit that may arise from or in connection with the use of the information contained in the research report.

Copyright of this document vests exclusively with NBSPL.

Our reports are also available on our website

Registration granted by SEBI and certification from NISM in no way guarantee performance of NBSPL or provide any assurance of returns to investors.

**Nirmal Bang Research (Division of Nirmal Bang Securities Pvt. Ltd.)**

B-2, 301/302, Marathon Innova,  
Opp. Peninsula Corporate Park  
Off. Ganpatrao Kadam Marg  
Lower Parel(W), Mumbai-400013  
Board No. : 91 22 6723 8000/8001  
Fax. : 022 6723 8010